

Scaled data based on original data using  
LM-79-08 Approved Method: Electrical and Photometric Measurements of Solid-  
State Lighting Products

Test Report Prepared for  
Cooper Lighting Solutions  
(formerly Eaton)

Brand: McGRAW-EDISON

Report Number: P271557

Luminaire Tested: **ISS-AF-XXX-LED-E1-T2-7027-XXB**

Issue Date: 3/3/2020

**Test Information**

Test Method: LM-79-08  
Report Number: P271557  
TEST IS SCALED FROM IESNA LM-79-08 TEST DATA (P29758)  
Test Lab: INNOVATION CENTER-P2  
Issue Date: 3/3/2020  
Manufacturer: COOPER LIGHTING SOLUTIONS (FORMERLY EATON)  
Product Line: MCGRAW-EDISON  
Catalog Number: ISS-AF-XXX-LED-E1-T2-7027-XXB  
Description: IMPACT ELITE LED QUATER SPHERE LUMINAIRE, EMERGENCY MODE WITH BATTERY BACKPACK BOX LIGHT SQUARE WITH ACCULED OPTICS-TYPE II  
Light Source: (16) 2700K CCT, 70 CRI LEDs  
Ballast/Driver: ELECTRONIC DRIVER

**Summary**

Lumens per Lamp: N/A  
Luminaire Lumens: 539.8 lumens  
Efficiency: N/A  
Efficacy: 41.5 lumens/watt  
Luminous Opening: Rectangular (W 0.5' x L: 0.5' x H: 0')  
IES Classification: Type II - Medium - Non-Cutoff  
BUG Rating: B0 - U0 - G0

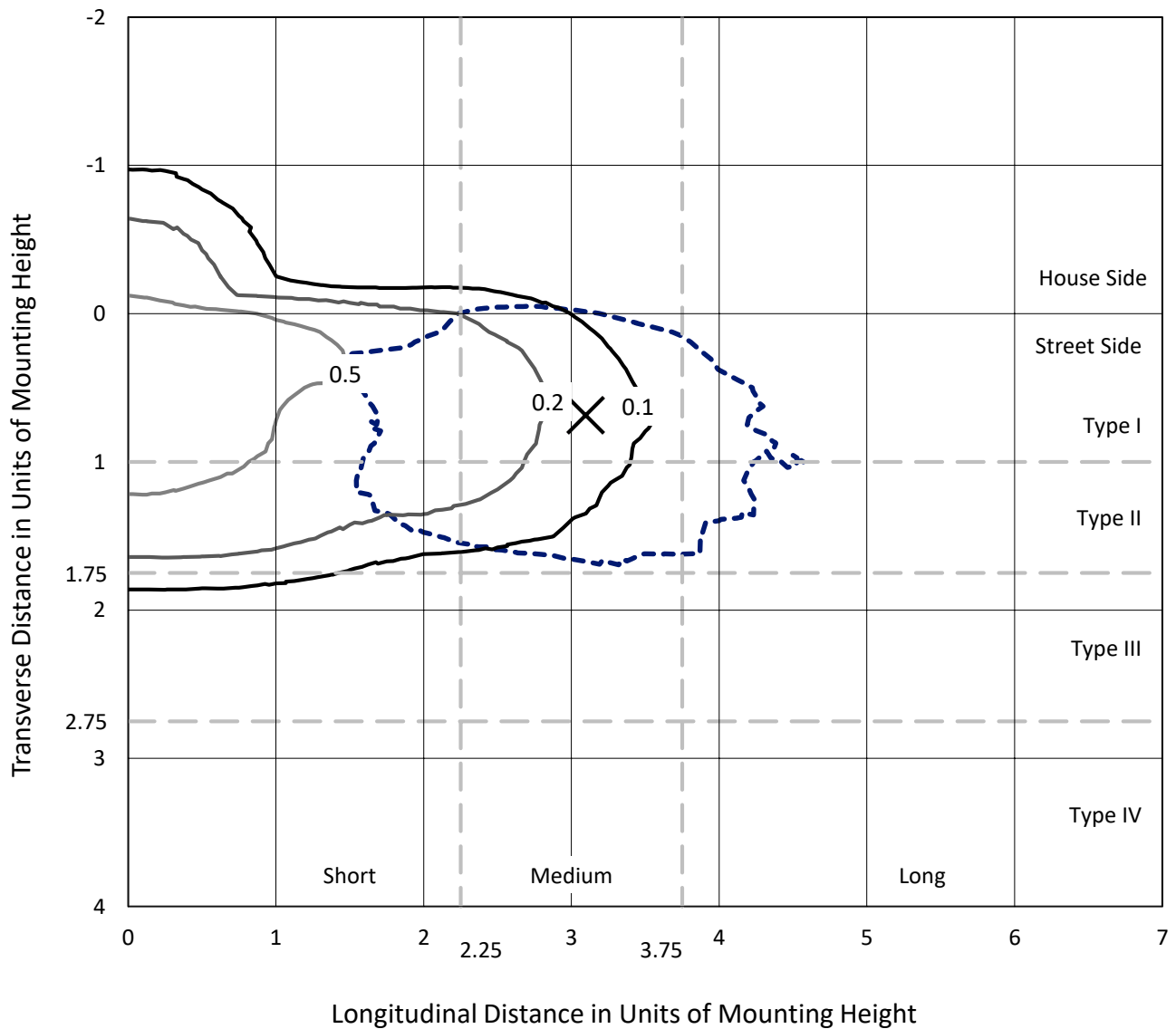
Input Watts (W): 13  
Input Voltage (V): 120  
Input Current (Ain): NR  
Voltage Rise (V): NR  
Power Factor: NR  
Total Harmonic Distortion (THDi): NR  
Frequency (hertz): 60  
Stabilization Time: NR  
Operation Time: NR  
Ambient Temperature (°C): NR  
Test Distance: 25 FT



REPORT NUMBER: P271557  
 CATALOG NUMBER: ISS-AF-XXX-LED-E1-T2-7027-XXB

### Iso-Footcandle Lines of Horizontal Illumination

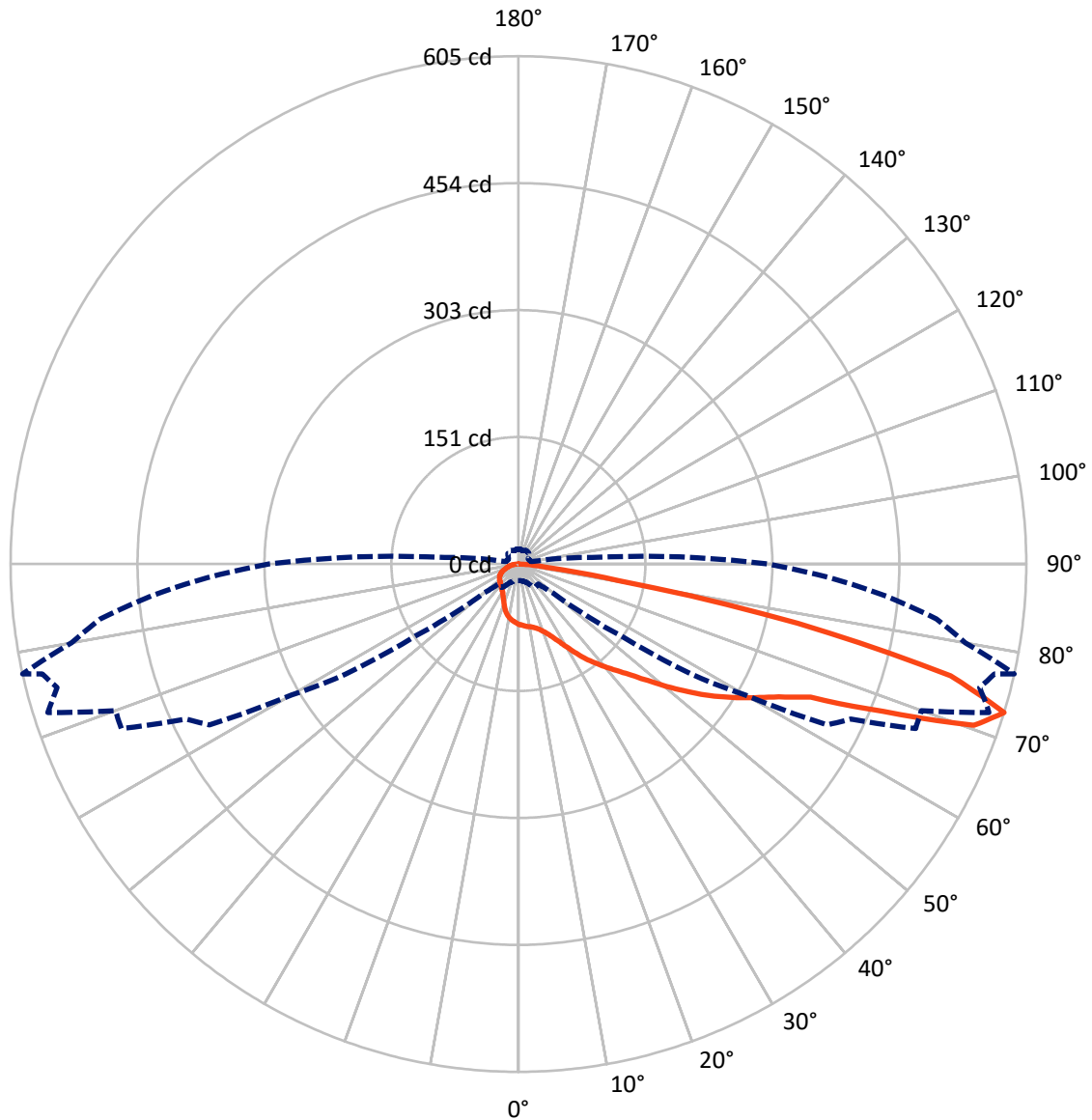
× Max cd  
 - - - 1/2 Max cd



Based on 10 foot mounting height. Maximum calculated value = 0.9 fc  
 Type II - Medium - Non-Cutoff

REPORT NUMBER: P271557  
CATALOG NUMBER: ISS-AF-XXX-LED-E1-T2-7027-XXB

### Luminous Intensity Polar Plot



— Vertical Plane Through 77.5-Deg Lateral    - - - Horizontal Cone Through 72.5-Deg Vertical

REPORT NUMBER: P271557

CATALOG NUMBER: ISS-AF-XXX-LED-E1-T2-7027-XXB

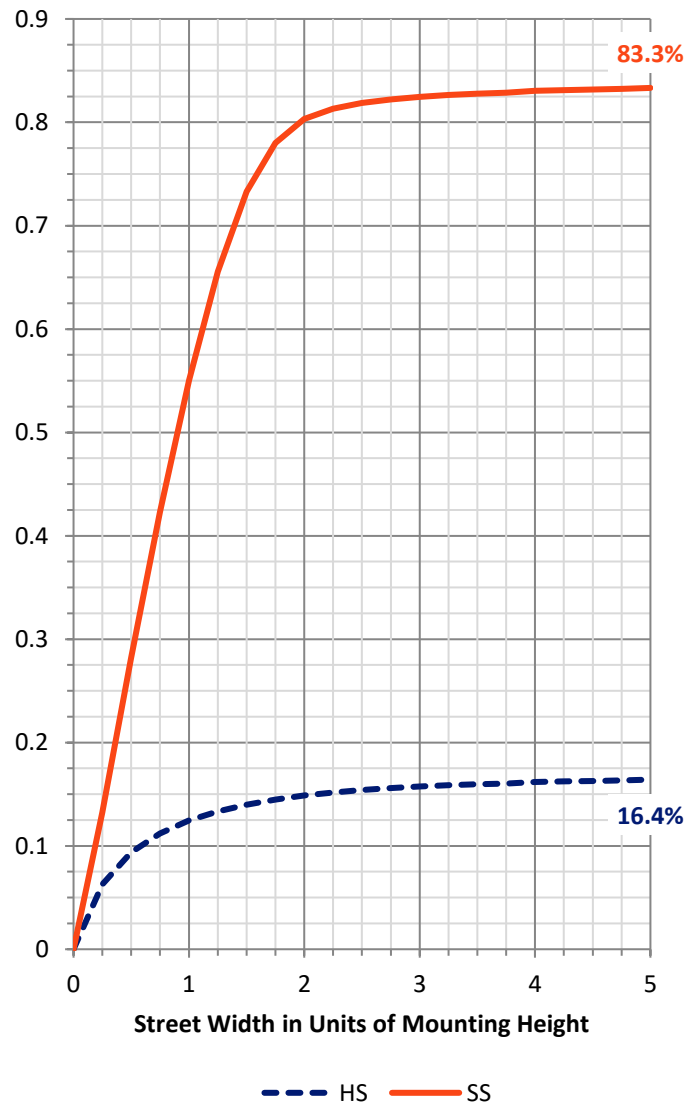
**FLUX DISTRIBUTION:**

		Downward	Upward	Total
<b>House Side</b>	Lumens	89.4	0.0	89.4
	% Fixture	16.6	0.0	16.6
<b>Street Side</b>	Lumens	450.4	0.0	450.4
	% Fixture	83.4	0.0	83.4
<b>Total</b>	Lumens	539.8	0.0	539.8
	% Fixture	100.0	0.0	100.0

**Coefficient of Utilization**

**ZONAL LUMENS:**

Zone	Lumens	% Fixture
0°-10°	6.7	1.2
10°-20°	20.5	3.8
20°-30°	36.4	6.8
30°-40°	57.7	10.7
40°-50°	86.6	16.0
50°-60°	112.2	20.8
60°-70°	127.5	23.6
70°-80°	84.6	15.7
80°-90°	7.4	1.4
90°-100°	0.0	0.0
100°-110°	0.0	0.0
110°-120°	0.0	0.0
120°-130°	0.0	0.0
130°-140°	0.0	0.0
140°-150°	0.0	0.0
150°-160°	0.0	0.0
160°-170°	0.0	0.0
170°-180°	0.0	0.0
0°-90°	539.8	100.0
0°-180°	539.8	100.0



REPORT NUMBER: P271557

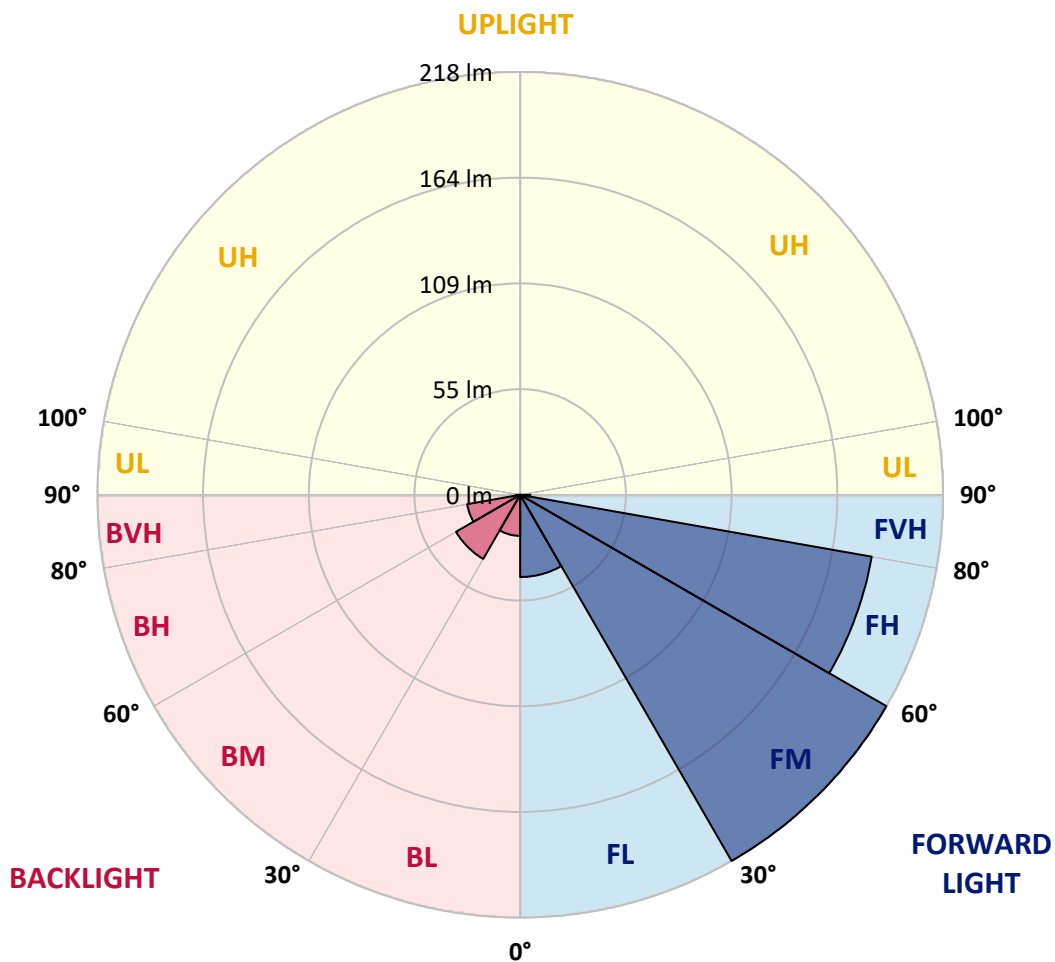
CATALOG NUMBER: ISS-AF-XXX-LED-E1-T2-7027-XXB

**LUMINAIRE CLASSIFICATION SYSTEM LUMEN TABLE AND BUG RATING:**

Zone		Lumens	% Fixture	Zone Rating/Lumen Limit		
				B	U	G
FL	(0°-30°)	42.5	7.9			
FM	(30°-60°)	218.4	40.5			
FH	(60°-80°)	184.3	34.2			G0/660
FVH	(80°-90°)	5.2	1.0			G0/10
BL	(0°-30°)	21.2	3.9	B0/110		
BM	(30°-60°)	38.2	7.1	B0/220		
BH	(60°-80°)	27.8	5.2	B0/110		G0/110
BVH	(80°-90°)	2.2	0.4			G0/10
UL	(90°-100°)	0.0	0.0		U0/0	
UH	(100°-180°)	0.0	0.0		U0/0	

**BUG Rating: B0-U0-G0**

Type II Medium





REPORT NUMBER: P271557

CATALOG NUMBER: ISS-AF-XXX-LED-E1-T2-7027-XXB

**CANDELA DISTRIBUTION (FULL):**

	0°	5°	15°	25°	35°	37.5°	40°	42.5°	45°	47.5°	50°
0°	72.0	72.0	72.0	72.0	72.0	72.0	72.0	72.0	72.0	72.0	72.0
2.5°	78.2	77.7	77.5	77.2	76.9	76.6	76.1	75.6	76.3	76.1	76.1
5°	83.9	83.5	83.0	82.5	81.7	81.2	80.7	80.1	80.5	80.1	79.7
7.5°	88.7	88.2	87.6	87.0	86.2	85.6	84.8	84.6	84.4	83.7	83.5
10°	91.4	91.0	90.5	90.3	89.2	88.7	87.8	87.1	87.3	86.7	86.7
12.5°	94.0	93.5	93.3	93.3	92.4	91.9	91.5	91.0	91.4	90.3	89.9
15°	96.3	95.8	95.4	95.8	95.7	95.6	95.4	95.2	95.7	94.6	94.8
17.5°	100.1	99.9	98.8	98.2	98.3	98.8	99.3	99.0	99.0	98.5	98.6
20°	106.1	106.1	104.7	103.3	101.4	101.4	101.6	101.4	101.8	102.0	102.7
22.5°	110.6	110.3	109.8	108.7	106.4	104.7	104.7	103.9	104.5	104.7	105.7
25°	116.5	116.2	114.8	114.8	112.6	110.3	110.0	108.9	110.1	107.8	109.5
27.5°	123.6	123.2	121.6	120.8	119.7	116.9	116.2	116.3	117.6	114.2	115.9
30°	132.5	132.1	130.2	128.2	126.3	123.2	122.9	122.7	125.7	121.6	124.0
32.5°	143.8	143.8	141.7	138.9	135.3	131.1	129.5	129.7	133.8	129.4	133.4
35°	160.9	158.7	154.7	150.6	146.7	141.8	139.8	139.3	143.1	138.7	143.2
37.5°	171.8	170.4	166.7	163.6	159.4	154.7	153.3	153.8	156.9	150.6	157.0
40°	181.6	181.5	179.1	177.1	172.9	168.2	170.0	177.2	185.5	173.1	173.2
42.5°	188.1	188.6	188.4	188.6	186.2	181.3	184.4	194.6	208.6	201.3	194.6
45°	189.4	190.6	191.1	194.8	197.1	194.2	195.8	206.6	234.5	245.9	215.5
47.5°	192.0	193.2	192.1	196.5	207.5	207.3	213.9	217.9	221.7	223.5	246.4
50°	195.7	198.1	196.9	200.6	209.5	214.5	220.3	225.4	222.2	210.7	216.9
52.5°	195.8	198.5	204.5	208.1	216.9	215.9	219.6	216.9	221.7	209.8	215.9
55°	179.8	180.4	197.9	216.2	231.5	228.3	226.0	219.8	225.8	211.1	218.7
57.5°	154.5	156.3	174.5	205.5	238.2	240.9	240.3	239.7	244.4	224.8	233.2
60°	126.8	128.9	146.2	182.5	224.3	231.3	241.1	247.1	259.4	251.5	265.4
62.5°	79.1	80.7	99.7	145.3	197.9	211.9	226.2	233.3	251.0	254.6	278.1
65°	37.7	38.2	45.6	79.1	143.8	170.2	191.5	206.6	228.2	244.6	276.3
67.5°	29.4	29.5	32.2	42.0	73.8	91.4	115.6	135.6	158.7	203.5	242.8
70°	23.4	23.4	25.6	30.9	45.6	48.1	54.3	60.9	70.8	106.9	138.7
72.5°	19.7	19.7	21.1	24.3	33.9	34.3	34.0	33.5	33.5	42.2	53.9
75°	16.6	16.3	17.2	19.4	25.2	25.8	25.5	24.3	22.7	22.7	25.6
77.5°	13.5	13.5	14.2	15.3	18.1	18.5	18.5	17.4	16.2	16.3	17.7
80°	10.6	10.6	11.0	11.9	12.8	12.6	12.6	11.5	10.6	10.4	11.0
82.5°	7.6	7.8	9.2	8.5	8.2	7.6	7.6	7.5	6.7	6.2	6.6
85°	2.3	2.5	4.4	5.1	4.2	3.4	3.2	2.8	3.0	2.3	2.8
87.5°	0.0	0.0	0.0	0.0	0.2	0.0	0.0	0.0	0.2	0.0	0.2
90°	0.0	0.0	0.0	0.0	0.0	0.0	0.0	0.0	0.0	0.0	0.0



REPORT NUMBER: P271557

CATALOG NUMBER: ISS-AF-XXX-LED-E1-T2-7027-XXB

**CANDELA DISTRIBUTION (continued):**

	52.5°	55°	57.5°	60°	62.5°	65°	67.5°	70°	72.5°	75°	77°
0°	72.0	72.0	72.0	72.0	72.0	72.0	72.0	72.0	72.0	72.0	72.0
2.5°	75.2	75.5	74.8	74.8	73.9	74.4	73.5	73.8	72.9	73.1	73.1
5°	78.8	79.1	78.2	77.7	76.9	76.9	75.9	75.9	74.6	75.0	74.6
7.5°	82.3	82.3	81.4	80.7	79.7	79.4	78.2	77.7	76.6	76.4	75.9
10°	85.2	85.2	83.9	83.1	82.0	81.6	80.1	79.5	78.2	77.3	76.9
12.5°	88.8	88.4	87.0	86.2	84.4	84.4	82.0	81.7	79.9	79.4	78.4
15°	93.2	93.5	91.2	91.0	88.4	88.2	85.4	85.2	82.5	82.3	80.9
17.5°	97.9	98.6	96.7	96.5	93.3	93.3	89.9	89.7	86.1	85.9	84.4
20°	102.0	103.0	101.8	102.0	99.4	99.5	95.7	95.7	90.5	90.3	88.8
22.5°	105.9	107.8	106.7	108.7	105.9	107.2	102.0	103.0	96.9	96.3	94.1
25°	109.8	112.1	111.7	115.1	113.1	115.3	110.0	111.7	103.9	104.5	101.6
27.5°	113.5	116.7	116.3	121.0	120.4	124.7	120.1	122.1	113.5	114.2	110.9
30°	119.9	123.3	122.1	127.0	127.0	134.2	130.6	133.8	124.3	125.4	121.6
32.5°	128.5	132.5	128.6	135.0	134.7	144.0	141.2	146.5	137.2	138.7	133.9
35°	137.8	144.2	138.0	145.1	144.0	153.6	151.8	160.3	150.6	152.2	147.4
37.5°	149.9	157.7	149.4	155.7	150.6	161.9	160.7	172.4	162.3	166.5	160.9
40°	164.4	170.4	160.2	165.5	157.2	168.7	166.8	183.0	173.6	180.4	175.3
42.5°	177.7	181.9	168.3	174.9	165.1	176.8	173.5	192.8	184.7	195.1	189.5
45°	189.6	194.4	176.6	183.8	172.9	185.6	180.0	202.2	196.8	212.4	206.8
47.5°	206.8	199.9	184.1	193.5	181.3	195.3	187.8	213.3	211.3	233.5	226.9
50°	201.1	205.6	190.2	200.1	188.9	206.0	197.9	226.6	227.1	256.5	252.6
52.5°	201.7	209.3	194.9	208.6	197.9	220.9	212.4	242.6	245.1	278.7	273.4
55°	204.9	216.2	202.0	220.4	210.5	237.5	231.5	259.9	264.3	299.6	296.5
57.5°	213.2	228.8	214.2	238.2	227.9	256.5	251.0	277.8	283.8	320.5	319.5
60°	244.6	263.1	237.7	264.3	250.4	277.9	270.7	296.5	302.5	340.5	343.0
62.5°	279.7	311.9	296.9	324.5	288.0	315.8	294.4	319.5	320.0	361.9	369.5
65°	288.9	338.3	351.2	402.8	383.7	412.2	354.9	371.9	350.0	401.1	412.0
67.5°	285.4	345.9	381.9	439.9	461.5	511.5	501.8	496.0	445.4	482.1	495.1
70°	209.5	273.7	361.5	420.5	482.9	515.6	567.5	572.8	570.6	565.6	574.1
72.5°	95.4	149.6	244.6	311.9	414.9	436.9	512.1	510.7	587.9	568.8	582.2
75°	37.5	57.7	116.5	174.2	287.0	314.1	399.4	378.2	474.5	446.5	475.2
77.5°	20.6	25.8	43.7	74.8	156.8	171.0	244.4	209.1	294.4	245.7	255.4
80°	12.4	15.5	20.0	28.4	66.7	70.4	104.3	84.1	120.4	91.4	88.7
82.5°	6.7	8.4	10.0	14.0	24.7	27.5	36.0	32.4	38.5	33.0	32.2
85°	2.8	3.6	3.9	5.6	8.2	9.4	11.5	12.4	15.1	13.8	13.5
87.5°	0.0	0.2	0.0	0.4	0.0	0.4	0.0	0.6	0.6	0.9	1.1
90°	0.0	0.0	0.0	0.0	0.0	0.0	0.0	0.0	0.0	0.0	0.0





REPORT NUMBER: P271557

CATALOG NUMBER: ISS-AF-XXX-LED-E1-T2-7027-XXB

**CANDELA DISTRIBUTION (continued):**

	77.5°	80°	82.5°	85°	87.5°	90°	95°	100°	102.5°	105°	107.5°
0°	72.0	72.0	72.0	72.0	72.0	72.0	72.0	72.0	72.0	72.0	72.0
2.5°	72.7	73.1	72.4	72.4	71.5	72.0	71.5	71.0	70.1	70.2	69.0
5°	73.9	74.3	73.3	73.0	72.4	72.2	71.1	70.1	68.8	68.8	67.4
7.5°	75.2	75.2	73.9	73.9	72.7	72.2	70.7	68.8	66.9	66.8	64.6
10°	75.9	75.6	74.1	74.1	72.2	72.0	70.1	67.4	64.8	64.0	60.9
12.5°	77.3	77.2	75.2	74.8	72.4	72.4	69.5	65.8	62.3	60.9	56.6
15°	79.2	79.4	77.0	76.4	73.8	73.5	69.5	64.0	59.2	57.1	51.9
17.5°	82.0	82.3	79.1	78.4	75.2	74.6	69.7	61.8	55.0	52.8	48.1
20°	85.9	85.4	80.9	80.8	76.4	75.9	69.5	58.6	50.8	48.6	44.4
22.5°	90.5	90.1	84.4	83.9	78.8	78.0	69.3	55.2	46.9	44.6	42.0
25°	97.2	96.5	89.5	88.8	82.5	80.9	69.2	51.6	43.7	42.0	40.2
27.5°	105.4	103.9	95.6	94.8	86.2	84.4	68.5	47.3	40.4	39.2	38.4
30°	115.3	113.9	103.1	102.0	91.4	89.0	67.7	43.5	38.1	37.5	36.9
32.5°	126.9	125.7	112.5	111.2	97.9	94.4	66.5	40.4	36.7	36.7	35.8
35°	139.1	138.0	122.5	121.6	105.2	100.6	64.8	37.7	35.3	35.3	34.6
37.5°	149.9	150.8	133.4	132.7	112.5	106.9	63.0	35.8	34.2	33.9	33.1
40°	161.9	164.0	143.5	144.2	120.1	113.4	60.7	34.3	33.0	32.6	32.4
42.5°	173.8	178.0	154.4	156.3	127.8	120.1	59.2	33.5	32.4	31.7	31.5
45°	188.7	194.8	167.6	171.5	136.7	128.3	58.6	32.4	30.7	29.8	29.4
47.5°	207.3	215.3	184.1	188.4	148.5	138.1	59.6	32.0	29.6	28.6	27.5
50°	229.3	237.0	203.5	205.4	161.9	148.8	62.1	32.6	29.4	27.7	26.1
52.5°	252.6	258.4	224.0	222.0	175.7	159.4	64.8	32.8	28.4	26.8	24.7
55°	276.7	279.9	243.1	237.9	188.1	170.0	68.5	32.6	27.7	25.8	23.3
57.5°	300.1	301.2	260.1	255.0	200.6	182.5	73.0	32.0	26.6	24.7	22.0
60°	323.1	324.8	278.8	274.2	214.1	198.7	79.5	31.1	25.2	23.9	20.9
62.5°	348.1	354.2	301.2	301.9	232.6	224.0	91.9	30.0	23.6	22.2	19.3
65°	382.4	405.3	338.1	355.3	268.2	271.7	115.6	26.9	21.6	19.9	17.9
67.5°	468.2	493.2	428.0	434.8	351.9	331.3	130.5	23.0	19.1	17.9	16.6
70°	575.5	557.5	511.0	469.3	400.6	340.5	114.8	19.3	16.9	16.2	15.5
72.5°	605.0	540.4	502.2	439.5	370.4	297.0	87.9	16.6	15.1	14.7	14.2
75°	531.7	438.1	440.3	349.1	307.0	226.5	60.1	14.2	13.1	12.9	12.8
77.5°	340.0	225.1	274.2	172.6	177.2	104.8	29.4	11.9	11.3	11.3	10.9
80°	120.8	75.0	84.8	54.3	49.5	33.2	15.8	9.4	9.2	9.3	9.2
82.5°	36.2	28.7	28.2	22.0	17.1	14.0	8.7	7.3	6.8	7.1	6.7
85°	14.6	11.3	9.4	7.3	6.0	5.5	4.7	4.9	4.4	4.7	4.2
87.5°	0.9	0.7	0.6	0.7	0.0	0.4	0.9	0.7	0.2	0.7	0.6
90°	0.0	0.0	0.0	0.0	0.0	0.0	0.0	0.0	0.0	0.0	0.0



REPORT NUMBER: P271557

CATALOG NUMBER: ISS-AF-XXX-LED-E1-T2-7027-XXB

**CANDELA DISTRIBUTION (continued):**

	110°	112.5°	115°	117.5°	120°	122.5°	125°	127.5°	130°	135°	145°
0°	72.0	72.0	72.0	72.0	72.0	72.0	72.0	72.0	72.0	72.0	72.0
2.5°	69.9	68.6	69.2	68.6	69.0	67.9	68.2	67.4	67.4	67.1	66.3
5°	67.6	66.3	66.0	64.8	64.9	63.5	63.3	61.7	61.7	60.3	57.5
7.5°	64.3	62.3	62.1	59.5	59.4	57.3	56.6	54.8	54.5	53.0	51.3
10°	60.1	57.0	56.4	53.1	53.3	51.1	50.9	49.7	49.7	49.0	49.0
12.5°	55.3	51.9	51.6	49.0	49.1	47.7	47.9	47.1	47.5	47.9	49.1
15°	50.9	48.1	47.9	46.3	46.4	46.0	46.6	46.6	47.1	48.1	50.2
17.5°	47.3	44.9	45.2	44.4	45.2	44.9	46.0	45.8	46.9	48.1	50.8
20°	44.1	42.8	43.3	43.1	44.1	44.1	44.9	45.2	46.0	47.5	50.7
22.5°	42.0	41.5	42.0	42.0	42.8	43.0	43.8	44.4	44.9	46.4	49.1
25°	40.6	40.4	41.0	41.1	41.7	42.0	42.8	42.8	43.7	44.6	46.0
27.5°	38.8	38.4	39.2	39.2	39.9	39.6	40.7	40.4	41.3	41.7	42.0
30°	37.5	36.9	37.5	37.3	37.9	37.3	37.9	37.3	37.9	37.9	37.3
32.5°	36.2	35.7	35.8	35.1	35.7	34.9	35.1	34.3	34.8	34.3	34.6
35°	34.9	34.2	34.2	33.2	33.2	32.4	32.8	32.0	32.8	33.2	33.1
37.5°	33.1	32.6	32.6	31.9	32.2	31.9	32.6	32.2	32.4	31.7	30.5
40°	32.0	32.4	32.2	32.8	32.4	31.9	31.4	30.3	30.0	29.6	28.9
42.5°	30.5	30.7	29.8	30.6	30.0	30.3	29.8	29.4	28.9	28.6	27.8
45°	28.0	28.0	27.3	28.4	27.8	28.9	28.6	28.6	28.2	27.7	27.1
47.5°	26.1	26.2	25.5	26.4	26.1	27.5	27.3	27.8	27.8	27.5	26.1
50°	24.7	24.3	23.9	24.7	24.5	25.8	26.1	27.1	26.9	27.1	25.8
52.5°	23.6	23.0	22.4	23.0	23.0	24.1	24.3	25.6	25.8	26.2	25.5
55°	22.4	21.5	21.1	21.5	21.5	22.5	23.2	24.1	24.5	25.6	25.3
57.5°	21.3	20.0	19.7	20.0	20.2	21.3	21.9	22.7	23.4	25.0	24.7
60°	20.0	19.0	18.5	19.1	19.3	20.4	20.9	21.9	22.4	24.1	24.1
62.5°	18.5	17.7	17.7	17.9	18.1	19.3	19.7	20.9	21.1	23.2	23.3
65°	17.2	16.8	16.8	16.9	17.2	18.1	18.3	19.7	19.9	21.9	22.4
67.5°	16.2	15.8	15.8	16.0	16.2	16.9	17.1	18.3	18.8	20.6	21.5
70°	15.1	14.7	14.6	14.6	15.1	15.6	16.0	17.2	17.4	19.1	20.2
72.5°	13.8	13.5	13.5	13.3	13.8	14.2	14.9	15.6	16.0	17.7	18.3
75°	12.6	12.1	12.1	11.9	12.4	13.1	13.3	14.0	14.2	15.6	16.3
77.5°	10.9	10.6	10.6	10.6	10.9	11.0	11.3	11.9	12.4	13.7	14.4
80°	9.2	8.7	8.9	8.7	9.3	8.5	9.2	9.8	10.2	10.9	10.6
82.5°	6.8	6.4	6.6	6.6	6.7	6.2	6.6	6.8	7.3	7.8	7.6
85°	4.4	3.9	4.2	3.9	4.2	3.6	4.0	4.0	4.4	4.0	3.9
87.5°	0.9	0.4	0.9	0.4	1.1	0.0	0.6	0.0	0.4	0.2	0.0
90°	0.0	0.0	0.0	0.0	0.0	0.0	0.0	0.0	0.0	0.0	0.0



REPORT NUMBER: P271557

CATALOG NUMBER: ISS-AF-XXX-LED-E1-T2-7027-XXB

**CANDELA DISTRIBUTION (continued):**

	155°	165°	175°	180°
0°	72.0	72.0	72.0	72.0
2.5°	65.4	64.6	64.3	64.0
5°	56.1	54.8	54.3	54.1
7.5°	50.5	50.0	50.0	49.9
10°	49.4	49.9	50.0	50.0
12.5°	50.7	51.6	52.2	52.2
15°	52.2	53.9	54.8	54.8
17.5°	53.4	55.7	56.6	56.9
20°	53.7	55.9	57.1	57.3
22.5°	52.0	53.4	54.3	54.3
25°	47.9	48.6	49.1	49.1
27.5°	42.6	42.4	42.2	43.0
30°	37.1	36.8	36.0	36.8
32.5°	35.1	33.9	32.0	32.6
35°	32.0	31.7	30.7	30.9
37.5°	30.9	34.0	33.9	34.0
40°	29.6	33.5	33.2	33.7
42.5°	28.6	30.7	28.6	28.7
45°	26.6	27.5	25.6	25.6
47.5°	25.6	25.3	24.5	24.3
50°	25.0	25.0	24.5	24.3
52.5°	24.3	24.1	25.3	25.2
55°	23.6	23.3	24.3	24.3
57.5°	23.2	22.2	23.6	23.6
60°	22.5	21.6	23.2	23.2
62.5°	22.2	21.1	23.0	22.7
65°	21.6	20.6	23.0	22.5
67.5°	20.9	19.4	22.5	22.0
70°	19.4	18.1	21.3	19.9
72.5°	18.1	16.6	18.1	16.9
75°	15.8	14.6	14.7	14.6
77.5°	13.3	11.9	11.5	11.7
80°	10.0	9.2	8.7	8.7
82.5°	7.3	6.2	6.4	5.3
85°	3.2	2.3	1.9	1.9
87.5°	0.0	0.0	0.0	0.0
90°	0.0	0.0	0.0	0.0

(END OF REPORT)